



STUDENT SATISFACTION SURVEY (2022-2023)

Introduction

A comprehensive Student Feedback Form was designed for the purpose of collecting feedback from the enrolled students of the College. The questions were based on their views on the curriculum they are studying as well as their experiences and satisfaction with overall quality of education being delivered at Kamala Nehru College. The questions were centered around understanding the student's perception of the curriculum being taught and on the level of satisfaction with different assessment patterns, and accessibility of resources provided by the institution.

Structure and Methodology

The questionnaire consisted of 14 objective questions, and 4 basic questions on individual details like name, course, year of graduation and current occupation. The data collection was not kept anonymous since we share a candid and honest relationship with our students, and the students are aware that they can express themselves freely without any inhibitions.

Analysis

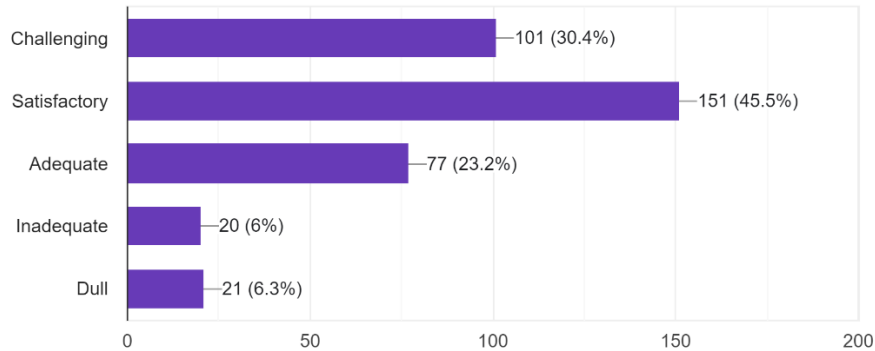
- The responses were collected from students across all courses in order to ensure diversity and multiplicity of responses.
- More than 58% of the total responses were received from the Batch of 2022-23, and almost 59% from the Batch of 2021-24 and around 3% from the Batch of 2020-23.
- More than 45% of the respondents found the present curriculum of the course to be Satisfactory and more than 23% found it Adequate. However, about 30% students indicated the curriculum to be challenging.





Q1.How do you find the present curriculum of your course?

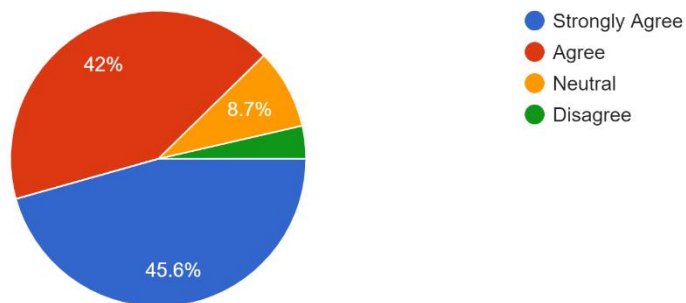
332 responses



- Nearly 89% students affirmed that the lectures and tutorials were held regularly in the college which indicates the efficiency of the college in regular imparting of education.

Q2. Were the lectures and tutorials held regularly?

333 responses

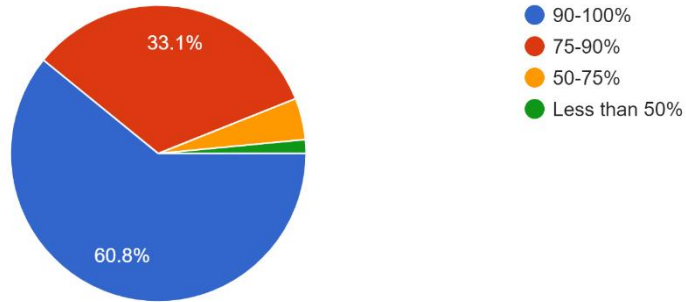


- Nearly 61% of the respondents indicated that more than 90% of syllabus is being covered during the classes, while nearly 33% positively assessed more than 75% percent of syllabus being covered in the classes.



Q3. Percentage of the syllabus covered in classes

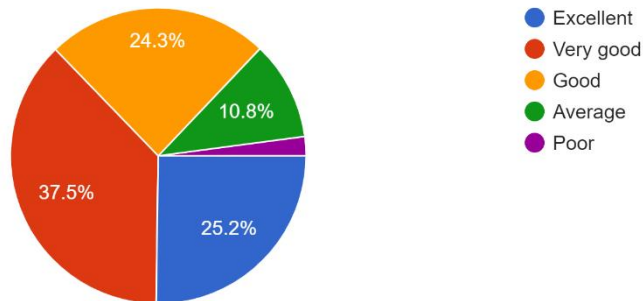
332 responses



- More than 25% of the respondents rated the quality of teaching and curriculum delivery to be Excellent, while over 37% rated it to be Very Good and nearly 25% percent as Good indicating proficiency maintained by the institution in curriculum delivery.

Q4. How do you rate the quality of teaching and curriculum delivery?

333 responses

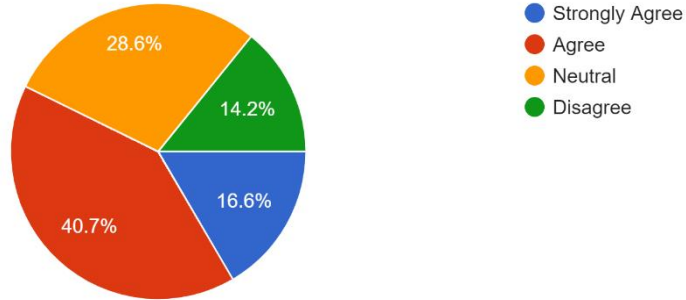


- On asking about the incorporation of innovative and interactive teaching techniques during lectures, 57% of the students positively affirmed towards the unique ways of teaching methodology employed by the faculty.



Q5. Innovative and interactive teaching techniques were used for lectures:

332 responses



- Nearly 63% percent of the respondent positively indicated the ability of the college in helping students maintain a balance between academic and extracurricular activities.
- On rating the role of the College towards holistic personality developments, nearly 40% percent student rated the College to have had an Excellent to Very Good impact on their personality, while 36% of the students rated Good. This further highlights the institutions' effort towards balancing extra curricular with the academics.

Q5.How do you rate the role of the College towards your holistic personality development?

331 responses

